

Classic & RTA

Educational Tables

When it comes to rugged durability the Classic table stands alone, offering exceptional strengths that an industrious environment demands. We created the Classic the obvious way... first we listened to you, then we designed ours. Classic.



FEATURES

Table Top Features

- 1" thick 45lb high density industrial grade particle board
- High pressure scratch resistant laminate
- Chewing gum resistant table backing
- 3mm vinyl bonded edgeband
- Rounded corners for safety

Classic Frame Features

- 16 Gauge 2" x 1" steel frame
- 16 Gauge 2" diameter steel tube legs
- Fixed height 29.5"
- Adjustable floor glides
- Durable powder coat finish
- Fully welded construction
- Ships fully assembled


RTA Frame Features

- 16 Gauge 2" x 1" steel frame
- 16 Gauge 2" diameter steel tube legs
- Fixed height 29.5"
- Engineered corner bracket with bolt on leg
- Adjustable floor glides
- Durable powder coat finish
- Ships flat packed

SPECIFICATIONS

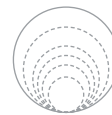
RECTANGLE

Part #	Size (in.)
Classic Frame	RTA Frame
T2424	RTA2424 24 x 24
T2430	RTA2430 24 x 30
T2436	RTA2436 24 x 36
T2448	RTA2448 24 x 48
T2460	RTA2460 24 x 60
T2472	RTA2472 24 x 72
T2496	RTA2496 24 x 96
T3030	RTA3030 30 x 30
T3036	RTA3036 30 x 36
T3048	RTA3048 30 x 48
T3060	RTA3060 30 x 60
T3072	RTA3072 30 x 72
T3096	RTA3096 30 x 96
T3636	RTA3636 36 x 36
T3648	RTA3648 36 x 48
T3660	RTA3660 36 x 60
T3672	RTA3672 36 x 72
T3696	RTA3696 36 x 96
T4848	RTA4848 48 x 48
T4860	RTA4860 48 x 60
T4872	RTA4872 48 x 72
T4896	RTA4896 48 x 96



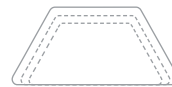
ROUND

Part #	Size (in.)
Classic Frame	RTA Frame
T30R	RTA30R 30 dia.
T36R	RTA36R 36 dia.
T42R	RTA42R 42 dia.
T48R	RTA48R 48 dia.
T60R	RTA60R 60 dia.



TRAPEZOID

Part #	Size (in.)
Classic Frame	RTA Frame
T2448Z	RTA2448Z 24 x 48
T3060Z	RTA3060Z 30 x 60
T3672Z	RTA3672Z 36 x 72



180

Part #	Size (in.)
Classic Frame	RTA Frame
T2448-180	RTA2448-180 24 x 48
T3060-180	RTA3060-180 30 x 60
T3672-180	RTA3672-180 36 x 72

