



Invest in peace of mind with our **OUTSTANDING WARRANTY**

*Blueair by*  
**BLUENIX**

**BLUELAA**



# TABLE OF CONTENTS

---

*Blueair*



|  |    |
|--|----|
| <b>Reach in</b>                              | 15 |
| <b>Glass Door Merchandiser</b>               | 19 |
| <b>Pizza Prep Table</b>                      | 23 |
| <b>Prep Table</b>                            | 27 |
| <b>Undercounter</b>                          | 33 |
| <b>Chest Freezer</b>                         | 39 |
| <b>Chef Base</b>                             | 41 |
| <b>Bar Equipment</b>                         | 45 |
| <b>Open Display Case</b>                     | 51 |
| <b>Ice Machine and Ice Bin</b>               | 53 |
| <b>Counter Top Ice &amp; Water Dispenser</b> | 56 |





ABOUT

## **From A Humble Start As A Small Distributor**

---

In March 2003, when Blue Air started in the foodservice equipment industry, it opened with a couple lines of refrigeration equipment and a few employees in a very small office and warehouse space. Ever since these humble beginnings, Blue Air has grown steadily each year by constantly adding new products and new customers.

It has now become one of the leading suppliers in the industry with multiple distribution warehouses and sales offices nationwide.

The main driving force behind this stable growth has been its unwavering commitment to delivering:

“The best combined value of premium products, competitive price, and excellent customer service to its customers.”



# *Blueair by* **BLUENIX**

ABOUT

## **Now a Leading Manufacturer and Supplier**

---

After 15 years in business, Blue Air is establishing itself as a solid manufacturer and supplier of premium quality products in the foodservice equipment industry through its recent merger with BLUENIX, a leading manufacturer of commercial refrigeration and ice machines in South Korea since 1981. This is a new landmark for Blue Air's future in terms of its ability to meet the market's needs and its potential for an increased level of growth.

Now, Blue Air offers its customers a wider range of product selections on both cold and hot lines, from vast lines of superior quality commercial refrigeration and ice machines to value lines of stainless steel items and commercial cooking equipment. Our prices have always been very competitive based on the value of materials, design features built into our products and the stellar service that has been provided to support our products. Blue Air provides the best warranty program in the industry along with the most attentive technical service through its over 700 member nationwide service network. Delivering "The best combined value of premium products, competitive price, and excellent customer service" is not a simple promise we made to our customers, but it is a real practice of our business on a day to day basis.

# OUR MISSION

To serve our customers with passion.

To continuously improve our processes and ensure the ownership experience of our products consistently delivers the highest quality equipment, competitive pricing, and support.





DESIGN

## Elegance

The stainless steel exterior, characterized by its elegance, enhances any environment while upholding a sense of cleanliness.

The touch-panel digital temperature control and monitoring system introduce a level of technological sophistication and sleek design unparalleled by any other commercial refrigeration option.





## WARRANTY

# We take pride in providing reliable and durable refrigeration equipment that you can trust.

Our warranty coverage is a testament to our commitment to your satisfaction and peace of mind. Should any issues arise with your equipment during the warranty period, our dedicated support team is ready to assist you promptly, ensuring minimal downtime for your business.

With our warranty, you can invest in our refrigeration and cooking solutions with confidence, knowing that we stand behind our products' performance and reliability.



Your success is our priority, and our warranty is a reflection of our dedication to your culinary and refrigeration needs.





# Eco Friendly

## ENVIRONMENTAL PROTECTION

Blue Air stands as a prominent company in the realm of commercial cooling, recognized not only for our expertise but also for our unwavering commitment to the environment.

Environmental protection is a core mission of ours, and we are dedicated to making a positive impact. In pursuit of this goal, we have implemented lean production practices to minimize the use of materials that have adverse effects on the ecosystem, replacing them with more environmentally friendly alternatives.



## REFRIGERATORS AND FREEZERS

# REACH IN

- Durable stainless steel exterior and interior
- Self-diagnostic digital temperature control and monitoring system
- Heavy duty 4" diameter front locking swivel casters
- Standard door locks with self-closing and stay open doors
- Cyclopentane Insulation - Environmentally friendly HFC free foam insulated units
- R-290 refrigerant - increase energy efficiency by up to 25% compared to HFC refrigerants
- Glass door units accommodate full-size sheet pans
- Rear mounted evaporator pans on all top mount units
- All models equipped with NEMA 5-15 power plugs
- Electro deposition coated evaporator for increased performance
- Lifetime guaranteed heavy duty all metal door handles
- LED interior lighting
- Refrigerator temperature range between 33°F ~ 39°F
- Freezer temperature range between -10°F ~ 5°F
- Proofers temperature range between 56°F ~ 59°F



# BOTTOM-MOUNT REACH-IN REFRIGERATOR/FREEZER

Bottom mount refrigeration system slides out for easy service and maintenance

Energy star rated and CEC Energy Commission Certified

Optional Reversible door - BSR23-HC and BSF23-HC models only (*Special Order*)

|                     | Model    | Cu.Ft | Shelves | Casters | Weight          | HP   | AMP / Voltage        |
|---------------------|----------|-------|---------|---------|-----------------|------|----------------------|
| 1 door refrigerator | BSR23-HC | 23    | 4       | 4       | 238lbs<br>108kg | 1/4+ | 2.0A<br>115V<br>60Hz |
| 1 door freezer      | BSF23-HC |       |         |         | 251lbs<br>117kg |      |                      |
| 2 door refrigerator | BSR49-HC | 49    | 8       | 4       | 373lbs<br>169kg | 1/4+ | 2.4A<br>115V<br>60Hz |
| 2 door freezer      | BSF49-HC |       |         |         | 403lbs<br>183kg |      |                      |
| 3 door refrigerator | BSR72-HC | 72    | 12      | 6       | 615lbs<br>279kg | 1    | 5.5A<br>115V<br>60Hz |
| 3 door freezer      | BSF72-HC |       |         |         | 626lbs<br>284kg |      | 9.9A<br>115V<br>60Hz |



# TOP-MOUNT REACH-IN REFRIGERATOR/FREEZER

Top mounted refrigeration system

Energy star rated and CEC Energy Commission Certified

Optional Reversible door - BSR23T-HC and BSF23T-HC models only *(Special Order)*

|                     | Model     | Cu.Ft | Shelves | Casters | Weight          | HP                   | AMP / Voltage        |
|---------------------|-----------|-------|---------|---------|-----------------|----------------------|----------------------|
| 1 door refrigerator | BSR23T-HC | 23    | 4       | 4       | 240lbs<br>109kg | 1/4+                 | 3.0A<br>115V<br>60Hz |
| 1 door freezer      | BSF23T-HC |       |         |         | 258lbs<br>117kg | 1/2                  | 4.9A<br>115V<br>60Hz |
| 2 door refrigerator | BSR49T-HC | 49    | 8       | 4       | 359lbs<br>163kg | 1/4+                 | 3.2A<br>115V<br>60Hz |
| 2 door freezer      | BSF49T-HC |       |         |         | 390lbs<br>177kg | 1/2                  | 6.8A<br>115V<br>60Hz |
| 3 door refrigerator | BSR72T-HC | 72    | 12      | 6       | 531lbs<br>241kg |                      | 1                    |
| 3 door freezer      | BSF72T-HC |       |         |         | 569lbs<br>258kg | 8.4A<br>115V<br>60Hz |                      |



# GLASS DOOR REACH-IN AND PROOFER

Bottom mounted refrigeration system slides out for easy service and maintenance

Optional left hinged door - BSR23G-HC and BSR23GP-HC models only (*Special Order*)

|                     | Model      | Cu.Ft | Shelves | Casters | Weight          | HP   | Temp Range | AMP / Voltage        |
|---------------------|------------|-------|---------|---------|-----------------|------|------------|----------------------|
| 1 door refrigerator | BSR23G-HC  | 23    | 4       | 4       | 271lbs<br>123kg | 1/4+ | 33°F~39°F  | 2.0A<br>115V<br>60Hz |
| 1 door proofer      | BSR23GP-HC |       |         |         |                 |      | 56°F~59°F  |                      |
| 2 door refrigerator | BSR49G-HC  | 49    | 8       | 4       | 467lbs<br>212kg | 1/2  | 33°F~39°F  | 5.6A<br>115V<br>60Hz |
| 2 door proofer      | BSR49GP-HC |       |         |         |                 |      | 56°F~59°F  |                      |



# GLASS DOOR MERCHANDISER



BAGR7W-HC

## COUNTER TOP VERSION

- Fluorescent lit display panel and interior
- Triple-paned glass door
- Adjustable legs for leveling – no casters

- Black or white painted steel exterior and white painted steel interior
- High density foamed in place polyurethane insulation - Environmentally safe
- Sturdy, epoxy coated wire shelves with adjustable shelving height
- 4 shelves per compartment.
- Four 4" Diameter swivel casters with front brakes standard.
- Front sliding refrigeration unit allows the unit to be serviced without being moved.
- Self-contained system, bottom mounted compressor provides quick and easy maintenance.
- Epoxy coated evaporator reduces potential corrosion
- Fabric condensation
- Refrigerator temperature range between 33°F ~ 39°F
- Freezer temperature range between 0°F ~ -10°F
- Digital temperature control & monitor system
- Keep food products safe by maintaining constant temperatures
- Programs interpret the condition of refrigeration
- Controls include automatic evaporator fan motor delays



|                            | Model     | Cu.Ft | Shelves | Weight         | HP  | AMP / Voltage      |
|----------------------------|-----------|-------|---------|----------------|-----|--------------------|
| <b>1 door refrigerator</b> | BAGR7W-HC | 7     | 2       | 132lbs<br>80kg | 1/6 | 3.1A / 116V / 80Hz |



# GLASS DOOR MERCHANDISER REFRIGERATOR

LED lit display panel and interior Refrigerator temperature

Range between 33°F~39°F

Standard door locks on swing door models

Front locking casters with leveling shims

**Black Exterior Available**

— BKGM —  
*series*  
Black exterior also available

|                           | Model       | Cu.Ft | Shelves | Casters | Weight          | HP  | AMP / Voltage        |
|---------------------------|-------------|-------|---------|---------|-----------------|-----|----------------------|
| 1 door refrigerator       | BKGM12-HC   | 12    | 4       | 4       | 190lbs<br>86kg  | 1/7 | 2.1A<br>115V<br>60Hz |
|                           | BKGM14-HC   | 14    |         |         | 227lbs<br>103kg |     |                      |
|                           | BKGM23-HC   | 23    |         |         | 293lbs<br>133kg |     |                      |
| Sliding door refrigerator | BKGM48SL-HC | 45    | 8       | 4       | 430lbs<br>195kg | 1/4 | 4.2A<br>115V<br>60Hz |
| 2 door refrigerator       | BKGM49-HC   | 49    |         |         | 485lbs<br>220kg |     |                      |
| 3 door refrigerator       | BKGM72-HC   | 72    | 12      | 6       | 653lbs<br>296kg | 1/4 | 4.2A<br>115V<br>60Hz |



L x D x H  
**BKGM12-HC**  
 24 1/4" x 24" x 63 1/4"  
 615mm x 610mm x 1606mm  
**BKGM14-HC**  
 24 1/4" x 24" x 76 1/4"  
 615mm x 610mm x 1936mm  
**BKGM23-HC**  
 27" x 31 3/4" x 81 3/4"  
 685mm x 800mm x 2065mm



# GLASS DOOR MERCHANDISER FREEZER

LED light display panel and interior

Range between 0°F~-10°F

Standard door locks on swing door models

Front locking casters with leveling shims

**Black Exterior is Available**

|                | Model     | Cu.Ft | Shelves | Casters | Weight          | HP  | AMP / Voltage             |
|----------------|-----------|-------|---------|---------|-----------------|-----|---------------------------|
| 1 door freezer | BKGF23-HC | 23    | 4       | 4       | 309lbs<br>140kg | 1/2 | 2.1A<br>115V<br>60Hz      |
| 2 door freezer | BKGF49-HC | 49    | 8       | 4       | 498lbs<br>226kg | 3/4 | 3.2A<br>115V<br>60Hz      |
| 3 door freezer | BKGF72-HC | 72    | 12      | 6       | 663lbs<br>301kg | 1   | 6.2A<br>115V-230V<br>60Hz |





# PIZZA PREP TABLE

- Stainless steel cabinet construction
- Polyurethane insulation - foamed in place and environmentally safe
- Front breathing side mounted compressor
- Standard 19" deep, 1/2" thick reversible cutting board
- Adjustable heavy-duty epoxy-coated wire shelves
- Lifetime guaranteed heavy duty all metal door handles
- Stainless steel drawer options
- Four (4) 4" inch casters standard
- Food pans are not included in the pizza prep table
- Models have a temperature range between 33°F ~ 39°F



# PIZZA PREP TABLE

|                     | Model     | Cu.Ft | Shelves | Casters | Weight          | HP  | AMP / Voltage        |
|---------------------|-----------|-------|---------|---------|-----------------|-----|----------------------|
| 1 door refrigerator | BAPP44-HC | 11.3  | 2       | 4       | 287lbs<br>130kg | 3/8 | 3.5A<br>115V<br>60Hz |
| 2 door refrigerator | BAPP67-HC | 20.2  | 4       |         | 368lbs<br>166kg |     |                      |
| 3 door refrigerator | BAPP93-HC | 30.8  | 6       |         | 452lbs<br>205kg |     |                      |



**BAPP44-HC**



**BAPP67-HC**



**BAPP93-HC**

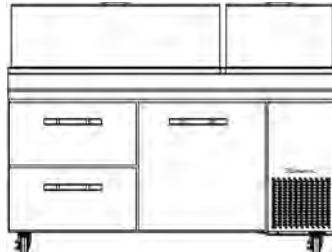
\* Depth does not include 3 3/4" for cutting board  
 \* Height does not include 5" (127 mm) for casters



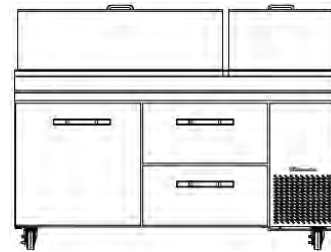
# DRAWER MODEL CONFIGURATION



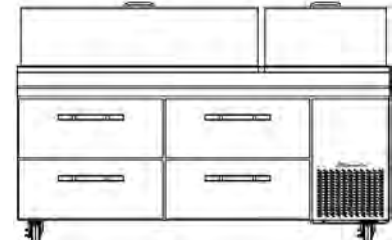
**BAPP44-D2-HC**



**BAPP67-D2L-HC**



**BAPP67-D2R-HC**



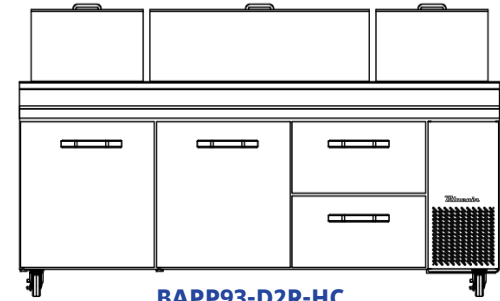
**BAPP67-D4-HC**



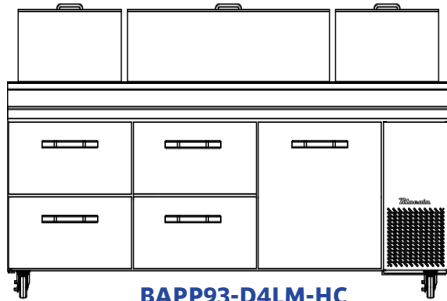
**BAPP93-D2L-HC**



**BAPP93-D2M-HC**



**BAPP93-D2R-HC**



**BAPP93-D4LM-HC**



**BAPP93-D4RL-HC**



**BAPP93-D4RM-HC**



**BAPP93-D6-HC**



Please scan QR code for more information



# PREP TABLE

- Stainless steel exterior and interior
- Self-diagnostic digital temperature control and monitoring system
- Stay open doors with self-closing feature
- Cyclopentane Insulation - Environmentally friendly HFC-free foam insulated units
- R-290 refrigerant - increase energy efficiency by up to 25% compared to HFC refrigerants
- Lifetime guaranteed heavy duty all metal door handles
- Insulated pan cover with a stainless steel divider
- Epoxy coated wire shelves with adjustable shelving height
- Self-contained rear mounted compressor
- Models have a temperature range between 33°F ~ 39°F
- Electro deposition coated evaporator for increased performance
- All models equipped with NEMA 5-15 power plugs



# SANDWICH PREP TABLE

Standard 9 1/2" deep, 1/2" thick cutting board included  
 Four (4) 4" diameter swivel casters with front brakes standard  
 Standard 1/6 size with 4" deep food pans are included  
 Unit accommodates 6" deep pans same as Mega top  
 Field reversible door: BLPT28-HC model



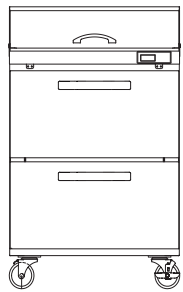
|                     | Model     | Cu.Ft | Shelves  | Pans            | Casters | Weight               | HP   | AMP / Voltage        |
|---------------------|-----------|-------|----------|-----------------|---------|----------------------|------|----------------------|
| 1 door refrigerator | BLPT28-HC | 7     | 1        | 1/6 X 8         | 4       | 157lbs<br>71kg       | 1/4+ | 4.0A<br>115V<br>60Hz |
| 2 door refrigerator | BLPT36-HC | 9.5   | 2        | 1/6 X 10        |         | 187lbs<br>85kg       |      | 4.1A<br>115V<br>60Hz |
|                     | BLPT48-HC | 13.1  |          | 1/6 X 12        |         | 223lbs<br>101kg      |      | 4.5A<br>115V<br>60Hz |
|                     | BLPT60-HC | 16.7  | 1/6 X 16 | 258lbs<br>117kg |         | 4.7A<br>115V<br>60Hz |      |                      |
| 3 door refrigerator | BLPT72-HC | 20.2  | 3        | 1/6 X 18        |         | 309lbs<br>140kg      |      | 5.3A<br>115V<br>60Hz |



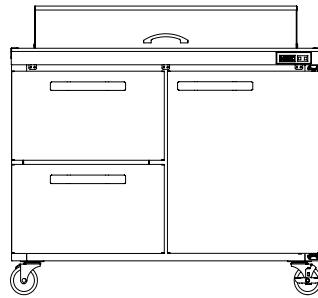
\* Depth does not include 3" for door handle & rear spacers  
 \* Height does not include 5" (127 mm) for casters

# DRAWER MODEL CONFIGURATION

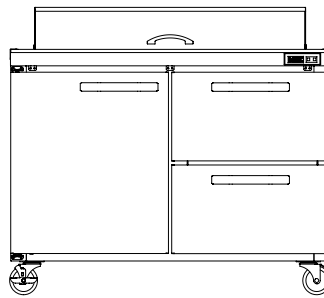
\*There's no drawer model for BLPT36-HC



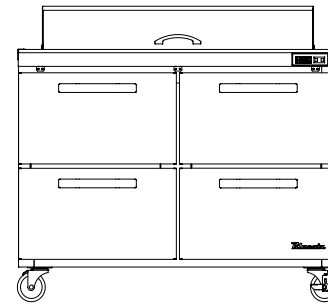
**BLPT28-D2-HC**



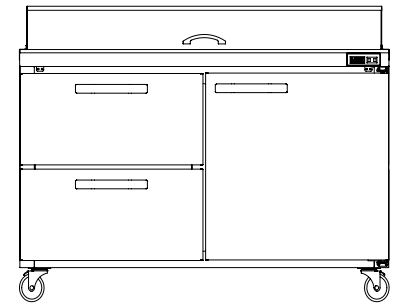
**BLPT48-D2L-HC**



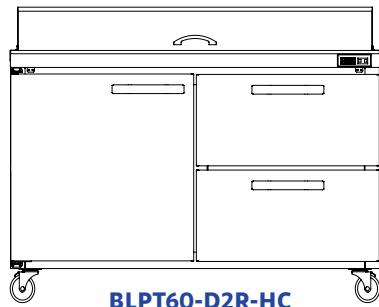
**BLPT48-D2R-HC**



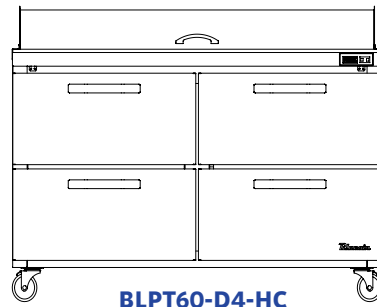
**BLPT48-D4-HC**



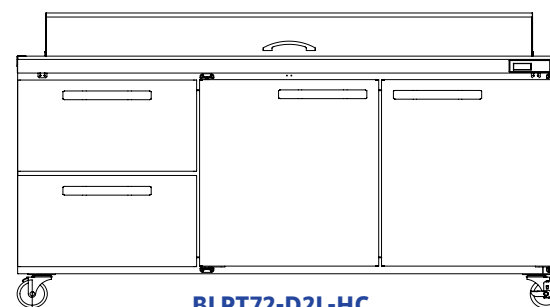
**BLPT60-D2L-HC**



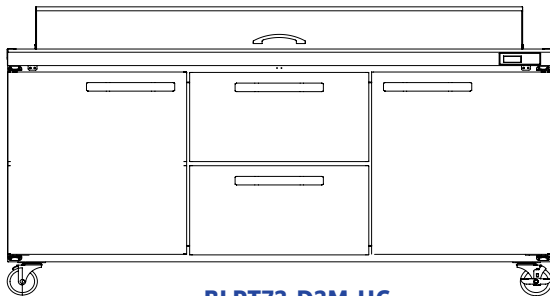
**BLPT60-D2R-HC**



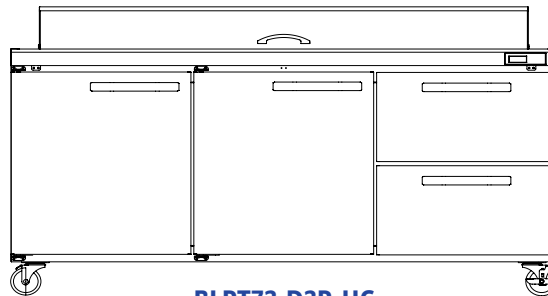
**BLPT60-D4-HC**



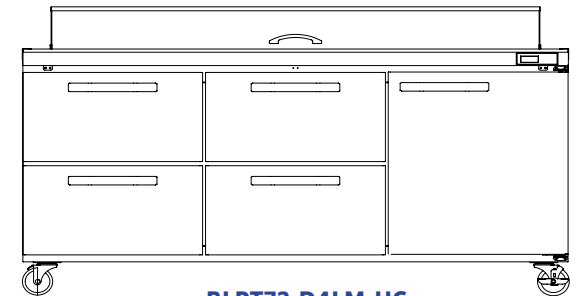
**BLPT72-D2L-HC**



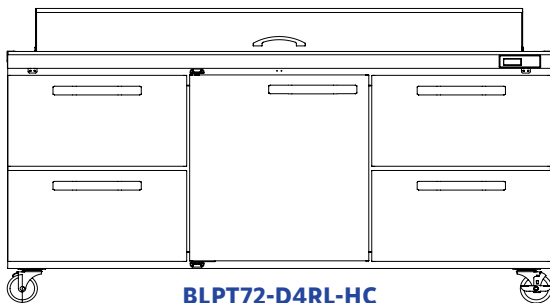
**BLPT72-D2M-HC**



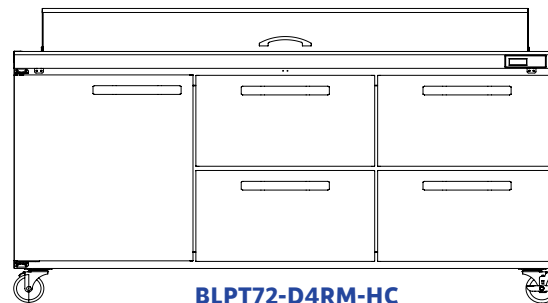
**BLPT72-D2R-HC**



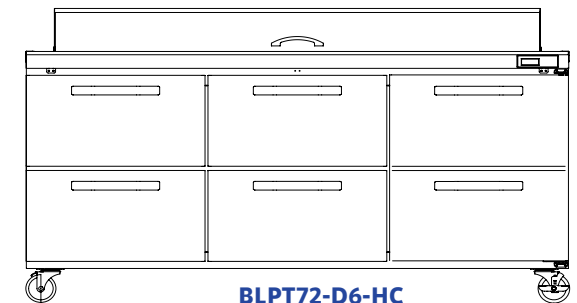
**BLPT72-D4LM-HC**



**BLPT72-D4RL-HC**



**BLPT72-D4RM-HC**



**BLPT72-D6-HC**

# MEGA TOP SANDWICH TABLE

50% more pan capacity compared to standard prep tables

Standard 9 1/2" deep, 1/2" thick cutting board included

Four (4) 4" diameter swivel casters with front brakes standard

1/6 size with 4" food pans are included. Unit accommodates 6" deep pans

Field reversible door - BLMT28-HC model



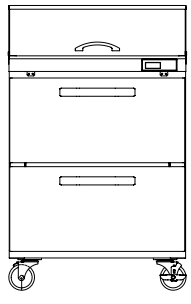
|                     | Model     | Cu.Ft | Shelves  | Pans            | Casters | Weight          | HP   | AMP / Voltage        |
|---------------------|-----------|-------|----------|-----------------|---------|-----------------|------|----------------------|
| 1 door refrigerator | BLMT28-HC | 7     | 1        | 1/6 X 12        | 4       | 161lbs<br>73kg  | 1/4+ | 4.1A<br>115V<br>60Hz |
| 2 door refrigerator | BLMT36-HC | 9.5   | 2        | 1/6 X 15        |         | 190lbs<br>86kg  |      |                      |
|                     | BLMT48-HC | 13.1  |          | 1/6 X 18        |         | 227lbs<br>103kg |      |                      |
|                     | BLMT60-HC | 16.7  | 1/6 X 24 | 276lbs<br>125kg |         |                 |      |                      |
| 3 door refrigerator | BLMT72-HC | 20.2  | 3        | 1/6 X 30        |         | 311lbs<br>141kg |      |                      |



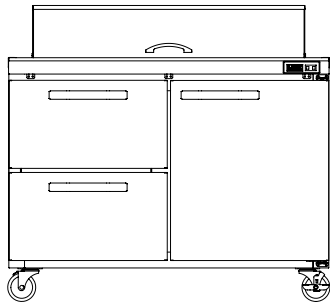
\* Depth does not include 2 3/8" for cutting board and 2 7/32" & rear spacers  
 \* Height does not include 5" (127 mm) for casters

# DRAWER MODEL CONFIGURATION

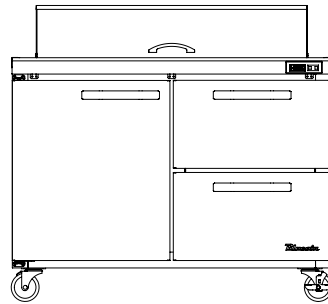
\*There's no drawer model for BLM T36-HC



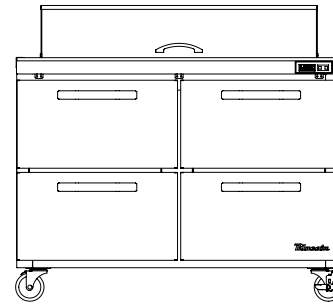
**BLMT28-D2-HC**



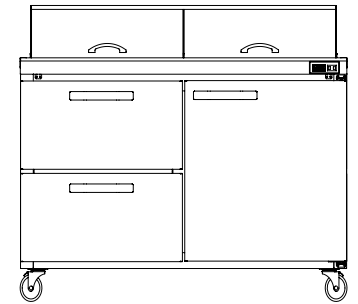
**BLMT48-D2L-HC**



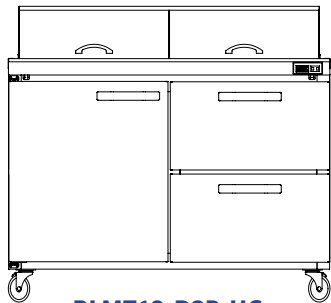
**BLMT48-D2R-HC**




**BLMT48-D4-HC**



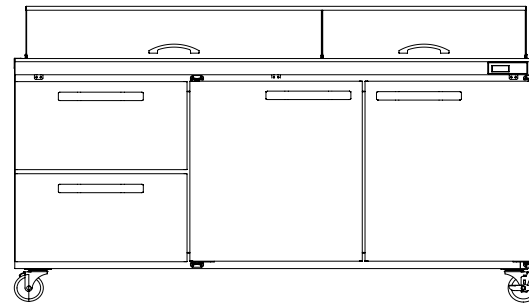
**BLMT60-D2L-HC**



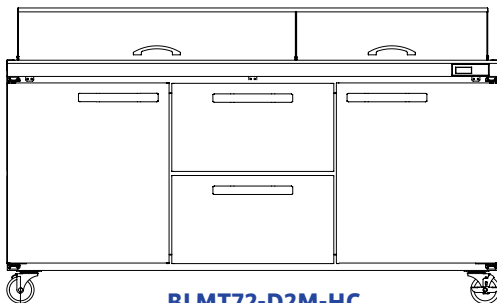
**BLMT60-D2R-HC**



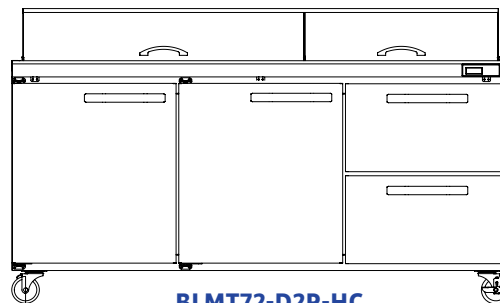
**BLMT60-D4-HC**



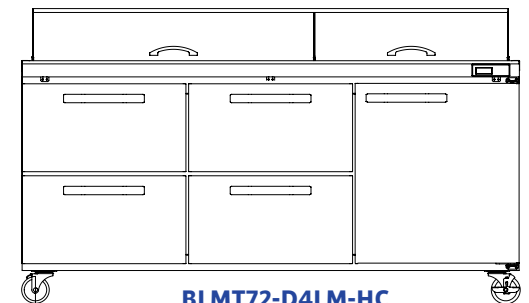
**BLMT72-D2L-HC**



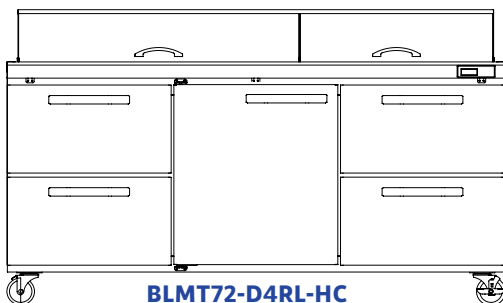
**BLMT72-D2M-HC**



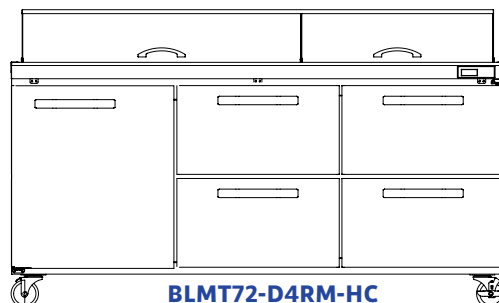
**BLMT72-D2R-HC**



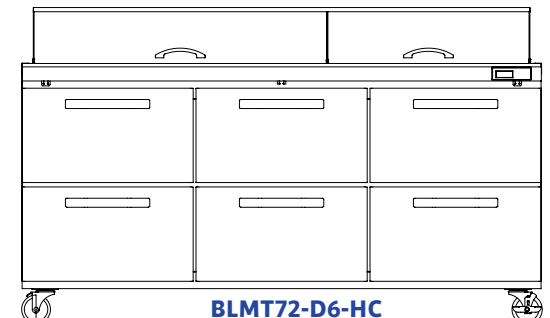
**BLMT72-D4LM-HC**



**BLMT72-D4RL-HC**



**BLMT72-D4RM-HC**



**BLMT72-D6-HC**



# UNDER COUNTER

- Stainless steel exterior and interior
- Self-diagnostic digital temperature control and monitoring system
- Self-closing and stay open doors
- Cyclopentane Insulation - Environmentally friendly HFC-free foam insulated units
- R-290 refrigerant - increase energy efficiency by up to 25% compared to HFC refrigerants
- Lifetime guaranteed heavy duty all metal door handles
- Epoxy coated wire shelves with adjustable shelving height
- Self-contained rear mounted compressor
- Epoxy coated wire shelves with adjustable shelving height
- Four (4) 4" diameter swivel casters with front brakes standard
- All models equipped with NEMA 5-15 power plugs
- Freezer temperature range between 5°F ~ -10°F
- Refrigerator temperature range between 33°F ~ 39°F



# UNDER COUNTER REFRIGERATOR & FREEZER

Field reversible door - BLUR28-HC and BLUF28-HC models



|                     | Model     | Cu.Ft | Shelves | Casters | Weight          | HP   | AMP / Voltage        |
|---------------------|-----------|-------|---------|---------|-----------------|------|----------------------|
| 1 door refrigerator | BLUR28-HC | 7     | 2       | 4       | 139lbs<br>63kg  | 1/4+ | 3.6A<br>115V<br>60Hz |
| 1 door freezer      | BLUF28-HC |       |         |         |                 |      | 3.2A<br>115V<br>60Hz |
| 3 door refrigerator | BLUR72-HC | 20.2  | 6       | 4       | 263lbs<br>119kg |      | 5.2A<br>115V<br>60Hz |



**BLUR28-HC / BLUF28-HC**



**BLUR72-HC**

\* Depth does not include 3" for door handle & rear spacers  
 \* Height does not include 5" (127 mm) for casters

# UNDER COUNTER REFRIGERATOR & FREEZER

Field reversible door - BLUR28-HC and BLUF28-HC models



|                     | Model     | Cu.Ft | Shelves | Casters | Weight          | HP   | AMP / Voltage  |
|---------------------|-----------|-------|---------|---------|-----------------|------|----------------|
| 2 door refrigerator | BLUR36-HC | 9.5   | 4       | 4       | 163lbs<br>74kg  | 1/4+ | 3.8A 115V 60Hz |
|                     | BLUR48-HC | 13.1  |         |         | 196lbs<br>89kg  |      | 3.9A 115V 60Hz |
|                     | BLUR60-HC | 16.7  |         |         | 225lbs<br>102kg |      | 4.7A 115V 60Hz |
| 2 door freezer      | BLUF36-HC | 9.5   |         |         | 172lbs<br>78kg  | 1/2  | 5.2A 115V 60Hz |
|                     | BLUF48-HC | 13.1  |         |         | 205lbs<br>93kg  |      | 6.0A 115V 60Hz |
|                     | BLUF60-HC | 16.7  |         |         | 238lbs<br>108kg |      | 6.2A 115V 60Hz |



**BLUR36-HC / BLUF36-HC**



**BLUR48-HC / BLUF48-HC**

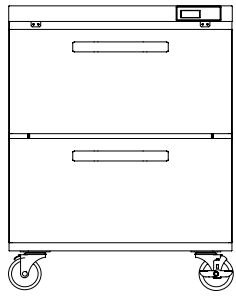


**BLUR60-HC / BLUF60-HC**


\* Depth does not include 3" for door handle & rear spacers  
 \* Height does not include 5" (127 mm) for casters

# DRAWER MODEL CONFIGURATION

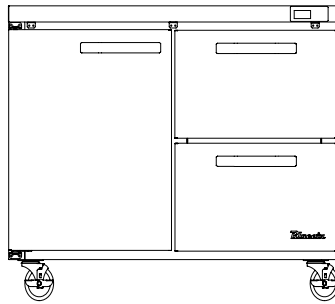
\*There's no drawer model for BLUF & BLUR36-HC



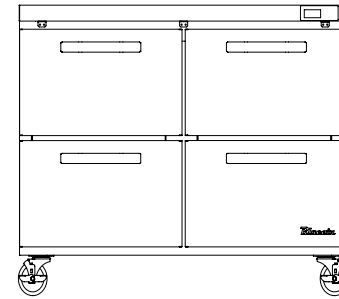
**BLUR28-D2-HC**



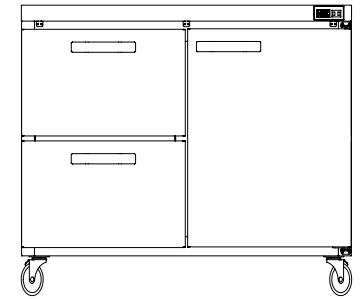
**BLUR48-D2L-HC**



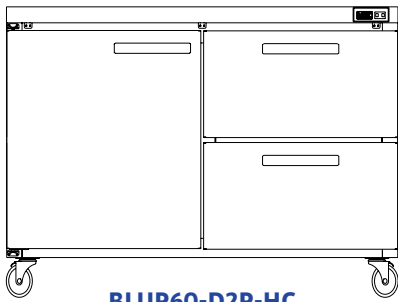
**BLUR48-D2R-HC**



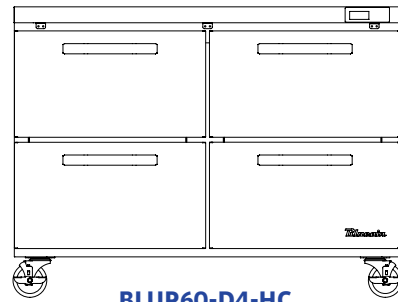
**BLUR48-D4-HC**



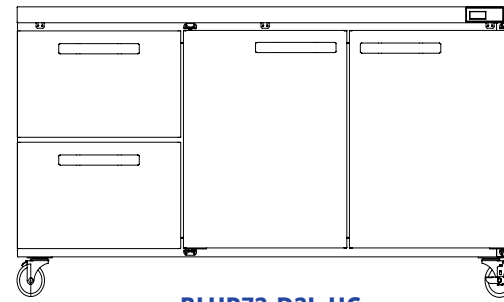
**BLUR60-D2L-HC**



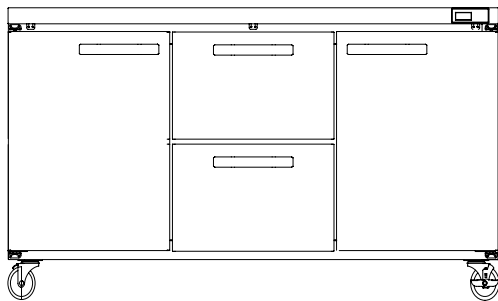
**BLUR60-D2R-HC**



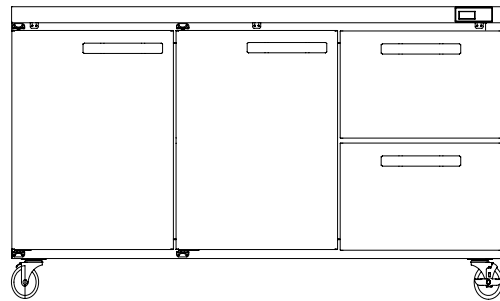
**BLUR60-D4-HC**




**BLUR72-D2L-HC**



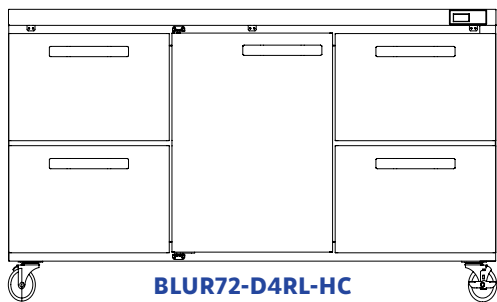
**BLUR72-D2M-HC**



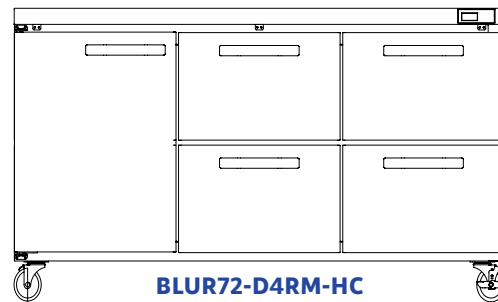
**BLUR72-D2R-HC**



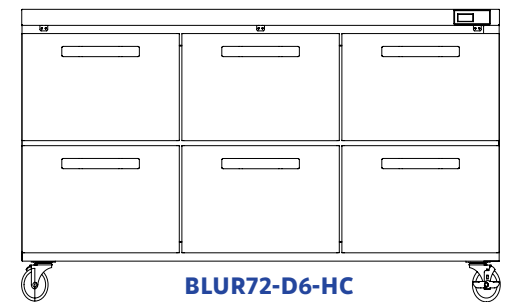
**BLUR72-D4LM-HC**



**BLUR72-D4RL-HC**



**BLUR72-D4RM-HC**



**BLUR72-D6-HC**

# WORKTOP REFRIGERATOR & FREEZER



6" backsplash guard models

Field reversible door - BLUR28-WT-HC and BLUF28-WT-HC models

Drawer models available (Special order)

|                            | Model        | Cu.Ft | Shelves | Casters | Weight          | HP   | AMP / Voltage        |
|----------------------------|--------------|-------|---------|---------|-----------------|------|----------------------|
| <b>1 door refrigerator</b> | BLUR28-WT-HC | 7     | 2       | 4       | 150lbs<br>68kg  | 1/4+ | 3.6A<br>115V<br>60Hz |
| <b>1 door freezer</b>      | BLUF28-WT-HC |       |         |         | 156lbs<br>71kg  |      | 3.2A<br>115V<br>60Hz |
| <b>3 door refrigerator</b> | BLUR72-WT-HC | 20.2  | 6       |         | 263lbs<br>119kg |      | 5.2A<br>115V<br>60Hz |



**BLUR28-WT-HC / BLUF28-WT-HC**



**BLUR72-WT-HC / BLUF72-WT-HC**

\* Depth does not include 3" for door handle & rear spacers

\* Height does not include 5" (127 mm) for casters

# WORK TOP REFRIGERATOR & FREEZER



|                     | Model        | Cu.Ft | Shelves | Casters | Weight          | HP   | AMP / Voltage        |
|---------------------|--------------|-------|---------|---------|-----------------|------|----------------------|
| 2 door refrigerator | BLUR36-WT-HC | 9.5   | 4       | 4       | 180lbs<br>82kg  | 1/4+ | 3.8A<br>115V<br>60Hz |
|                     | BLUR48-WT-HC | 13.1  |         |         | 214lbs<br>97kg  |      | 3.9A<br>115V<br>60Hz |
|                     | BLUR60-WT-HC | 16.7  |         |         | 256lbs<br>116kg |      | 4.7A<br>115V<br>60Hz |
| 2 door freezer      | BLUF36-WT-HC | 9.5   |         |         | 189lbs<br>86kg  | 1/2  | 5.2A<br>115V<br>60Hz |
|                     | BLUF48-WT-HC | 13.1  |         |         | 223lbs<br>101kg |      | 6.0A<br>115V<br>60Hz |
|                     | BLUF60-WT-HC | 16.7  |         |         | 267lbs<br>121kg |      | 6.2A<br>115V<br>60Hz |



**BLUR36-WT-HC / BLUF36WT-HC  
BLUR48-WT-HC / BLUF48-WT-HC**



**BLUR60-WT-HC / BLUF60-WT-HC**

\* Depth does not include 3" for door handle & rear spacers  
\* Height does not include 5" (127 mm) for casters

# CHEST FREEZER



|                | Model    | Cu.Ft | Basket | Weight          | Basket | HP  | AMP / Voltage        |
|----------------|----------|-------|--------|-----------------|--------|-----|----------------------|
| Chest Freezers | BCF56-HC | 17.6  | 2      | 170lbs<br>77kg  | 4      | 1/2 | 2.4A<br>115V<br>60Hz |
|                | BCF80-HC | 24.7  | 6      | 256lbs<br>116kg | 6      | 3/4 | 3.8A<br>115V<br>60Hz |

**BCF56-HC**



**BCF80-HC**





REFRIGERATORS AND FREEZERS

# CHEF BASE

- Stainless steel cabinet construction
- Polyurethane insulation - foamed in place and environmentally safe
- Designed to accommodate countertop cooking equipment
- Heavy duty top panel
- Front breathing side mounted compressor
- R-290 refrigerant - increase energy efficiency by up to 25% compared to HFC refrigerant
- Lifetime guaranteed heavy duty all metal door handles
- Models have a temperature range between 33°F ~ 39°F
- Removeable front thermometer panel and grille for easy access to refrigeration system
- Four (4) 4" diameter swivel casters with front brakes standard
- All models equipped with NEMA 5-15 power plugs



# CHEF BASE



|                       | Model      | Cu.Ft | Drawers | Full Pans       | Casters | Weight          | HP  | AMP / Voltage        |
|-----------------------|------------|-------|---------|-----------------|---------|-----------------|-----|----------------------|
| 2 drawer refrigerator | BACB36-HC  | 5.7   | 2       | 2 Full + 2 Half | 4       | 170lbs<br>77kg  | 1/4 | 3.0A<br>115V<br>60Hz |
|                       | BACB48-HC  | 8.6   |         | 4 Full + 2 Half |         | 207lbs<br>94kg  |     |                      |
|                       | BACB53M-HC | 9.8   |         | 6               |         | 220lbs<br>100kg |     |                      |



**BACB36-HC / BACB48-HC**



**BACB53M-HC**

# CHEF BASE



|                       | Model      | Cu.Ft | Drawers | Full Pans | Casters | Weight          | HP  | AMP / Voltage        |
|-----------------------|------------|-------|---------|-----------|---------|-----------------|-----|----------------------|
| 4 drawer refrigerator | BACB74M-HC | 14.3  | 4       | 8         | 6       | 282lbs<br>128kg | 3/8 | 3.0A<br>115V<br>60Hz |
|                       | BACB86M-HC | 17.2  |         | 10        | 6       | 317lbs<br>143kg |     | 3.5A<br>115V<br>60Hz |
|                       | BACB96M-HC | 21.4  |         | 12        | 6       | 342lbs<br>155kg |     | 3.5A<br>115V<br>60Hz |



**BACB60M-HC / BACB74M-HC**



**BACB86M-HC**



**BACB96M-HC**



COOLERS

# BAR EQUIPMENT

- Galvanized steel cabinet with stainless steel floor construction
- Polyurethane insulation - foamed in place and environmentally safe
- Most models are equipped with front breathing side mounted compressor
- BBB23 and BDD23 models have back-mounted compressors
- R-290 refrigerant - increase energy efficiency by up to 25% compared to HFC refrigerant
- Models have a temperature range between 33°F ~ 39°F
- Optional casters - casters are standard on BBB23 and BDD23 models
- All models equipped with NEMA 5-15 power plugs



COOLERS

# KEG COOLER

Standard 12" stainless steel beer tower

Heavy duty stainless steel counter top

Recessed door handles


1" height adjustable shelving

Field reversible door - BDD23 model only

**Stainless steel models available (special order)**



|                          | Model          | Cu.Ft | Barrels (1/2) | Towers             | Weight       | HP  | AMP / Voltage  |
|--------------------------|----------------|-------|---------------|--------------------|--------------|-----|----------------|
| <b>1 door Keg Cooler</b> | BDD23-1B(S)-HC | 7     | 1             | 1 Single           | 126lbs 57kg  | 1/4 | 2.5A 115V 60Hz |
| <b>2 door Keg Cooler</b> | BDD59-2B(S)-HC | 19    | 2             | 2 Single           | 216lbs 97kg  | 3/8 | 3.8A 115V 60Hz |
|                          | BDD69-3B(S)-HC | 23    | 3             | 1 Single<br>1 Twin | 240lbs 107kg |     |                |
| <b>3 door Keg Cooler</b> | BDD90-4B(S)-HC | 31.5  | 4             | 2 Twin             | 298lbs 135kg |     |                |



COOLERS

# BOTTLE COOLER

- Stainless steel top with sliding lid doors
- Standard bottle cap opener and cap catcher
- Adjustable polyethylene dividers
- Sliding lid door locks
- Stainless steel flooring with drain



|                                 | Model      | Cu.Ft | Weight       | HP  | AMP / Voltage  |
|---------------------------------|------------|-------|--------------|-----|----------------|
| <b>1 door<br/>Bottle Cooler</b> | BBC-36B-HC | 9.9   | 128lbs 58kg  | 1/4 | 2.5A 115V 60Hz |
| <b>2 door<br/>Bottle Cooler</b> | BBC-50B-HC | 14.8  | 196lbs 89kg  | 3/8 | 3.5A 115V 60Hz |
|                                 | BBC-65B-HC | 20.1  | 229lbs 104kg |     |                |
| <b>3 door<br/>Bottle Cooler</b> | BBC-80B-HC | 26    | 273lbs 124kg |     |                |
|                                 | BBC-95B-HC | 31.3  | 302lbs 137kg |     |                |



# BACK BAR COOLER



Heavy duty stainless steel countertop


Recessed door handles

1" height adjustable shelving


**Stainless steel models are available (Special order)**

Field reversible door - BBB23 model only

|                                   | Model       | Cu.Ft | Shelves | Weight       | HP  | AMP / Voltage  |
|-----------------------------------|-------------|-------|---------|--------------|-----|----------------|
| <b>1 door<br/>Back Bar Cooler</b> | BBB23-1B-HC | 7.9   | 2       | 128lbs 58kg  | 1/4 | 2.5A 115V 60Hz |
| <b>2 door<br/>Back Bar Cooler</b> | BBB59-2B-HC | 19.4  | 4       | 220lbs 99kg  | 3/8 | 3.8A 115V 60Hz |
|                                   | BBB69-3B-HC | 23.4  |         | 251lbs 113kg |     |                |
| <b>3 door<br/>Back Bar Cooler</b> | BBB90-4B-HC | 31.6  | 6       | 309lbs 140kg |     |                |



**BBB23-1B-HC**



**BBB59-2B-HC**



**BBB69-3B-HC**



**BBB90-4B-HC**

COOLERS

# GLASS DOOR BACK BAR




Heavy duty stainless steel countertop  
 Glass door model with all metal handles  
 1" height adjustable shelving

Stainless steel models available (Special order)

|   | Model        | Cu.Ft | Shelves | Weight       | HP  | AMP / Voltage  |
|---|--------------|-------|---------|--------------|-----|----------------|
| <b>1 door<br/>Back Bar Glass Cooler</b> | BBB23-1BG-HC | 7     | 2       | 132lbs 60kg  | 1/4 | 3.0A 115V 60Hz |
| <b>2 door<br/>Back Bar Glass Cooler</b> | BBB59-2BG-HC | 19    | 4       | 236lbs 107kg | 3/8 | 3.5A 115V 60Hz |
|   | BBB69-3BG-HC | 23    |         | 262lbs 118kg |     |                |
| <b>3 door<br/>Back Bar Glass Cooler</b> | BBB90-4BG-HC | 31.5  | 6       | 331lbs 150kg |     |                |



**BBB23-1BG-HC**



**BBB59-2BG-HC**



**BBB69-3BG-HC**



**BBB90-4BG-HC**

# NARROW BACK BAR COOLER



Heavy duty stainless steel countertop

Recessed door handles

24" narrow depth

1" height adjustable shelving

|                                     | Model       | Cu.Ft | Shelves | Weight          | HP  | AMP / Voltage        |
|-------------------------------------|-------------|-------|---------|-----------------|-----|----------------------|
| 2 door<br>Narrow<br>Back Bar Cooler | BNB-48BT-HC | 11.6  | 4       | 168lbs<br>76kg  | 3/8 | 3.5A<br>115V<br>60Hz |
|                                     | BNB-60BT-HC | 15.6  | 4       | 212lbs<br>96kg  |     |                      |
| 3 door<br>Narrow<br>Back Bar Cooler | BNB-72BT-HC | 19.6  | 6       | 262lbs<br>119kg |     |                      |



# OPEN DISPLAY CASE

- Pre-coated steel interior and exterior
- High density foamed in-place polyurethane insulation environmentally safe
- Perforated interior rear wall and top vents for more efficient air circulation cooling
- Standard night curtain
- LED interior lighting
- Rear air guard
- Glass or solid side panels
- Plug in installation design
- Four 1" adjustable height shelves
- R-404A Refrigerant
- Self-contained bottom-mounted refrigeration system



# OPEN DISPLAY CASE



Pre-coated steel interior and exterior

High density foamed in-place polyurethane insulation environmentally safe

Perforated interior rear wall and top vents for more efficient air circulation cooling

Standard night curtain

|  | Model   | Cu.Ft | Shelves | Weight       | HP           | AMP / Voltage   |                     |
|--|---------|-------|---------|--------------|--------------|-----------------|---------------------|
| <b>Open Display Case</b><br><br><b>G: Glass Sides</b><br><b>S: Solid Sides</b> | BOD-36S | 19.6  | 4       | 437lbs 198kg | 1            | 16.5A 115V 60Hz |                     |
|  | BOD-36G |       |         | 472lbs 214kg |              |                 |                     |
|  | BOD-48S | 26.8  |         | 525lbs 238kg |              |                 |                     |
|  | BOD-48G |       |         | 560lbs 254kg |              |                 |                     |
|  | BOD-60S | 33.9  |         | 591lbs 268kg |              |                 |                     |
|  | BOD-60G |       |         | 633lbs 287kg |              |                 |                     |
|  | BOD-72S | 41    |         | 8            | 743lbs 337kg | 1 HP X 2        | 15A 208V -230V 60Hz |
|  | BOD-72G |       |         |              | 791lbs 358kg |                 |                     |



ICE MACHINE

# ICE MACHINE ICE BIN


- Digital self-diagnostic system
- Units produce individual crescent ice cubes
- Stainless steel cabinets
- Stainless steel evaporator
- Removable air filter
- Energy star rated models




# MODULAR ICE MACHINE UNDER COUNTER ICE MACHINE




|                                      | Model      | Ice Production<br>Air/ Water Temp<br>70°/50°F | Weight      | AMP / Voltage     | Energy Star |
|--------------------------------------|------------|---|-------------|-------------------|-------------|
| <b>Modular</b>                       | BLMI-300A  | 331lbs/day                                    | 117lbs 53kg | 8A 115V 60Hz      |             |
|                                      | BLMI-500A  | 514lbs/day                                    | 130lbs 59kg | 14A 115V 60Hz     |             |
|                                      | BLMI-500AD | 530lbs/day                                    | 126lbs 57kg |                   |             |
|                                      | BLMI-650A  | 682lbs/day                                    | 161lbs 73kg | 9A 208V-230V 60Hz |             |
|                                      | BLMI-900A  | 914lbs/day                                    | 190lbs 86kg |                   |             |
| <b>Under Counter<br/>Ice Machine</b> | BLUI-100A  | 97lbs 44kg                                    | 126lbs 58kg | 5.2A 115V 60Hz    |             |
|                                      | BLUI-150A  | 133lbs 61kg                                   | 158lbs 72kg | 7A 115V 60Hz      |             |
|                                      | BLUI-250A  | 222lbs 101kg                                  | 178lbs 81kg |                   |             |




**BLMI-500AD**




**BLMI-300A / BLMI-500A**




**BLUI-100A**




**BLUI-150A**



**BLUI-250A**



**BLMI-900A**



**BLMI-650A**

# REMOTE ICE MACHINES ICE BIN



|  | Model                                   | Ice Production | Weight         | AMP / Voltage              | Length | Energy Star | Storage Capacity |
|--|---|----------------|----------------|----------------------------|--------|-------------|------------------|
| <b>Remote Style Ice Machine</b>                          | BLMI-1400R<br>(new model of BLMI-1300R) | 1394lbs 632kg  | 105lbs 48kg    | 16.5A<br>115V<br>60Hz      | N/A    |             | N/A              |
| <b>Condensing Unit for BLMI-1400R</b>                    | BRC-1300                                | N/A            | 130lbs 59kg    | 16.5A<br>208V-230V<br>60Hz |        |             |                  |
| <b>Quick Disconnect Line Set For BLMI-1400R BRC-1300</b> | I858H-900                               |                | 15lbs 7kg      | N/A                        | 20Ft.  |             |                  |
|  | I858H-910                               |                | 20lbs 9kg      |                            | 35Ft.  |             |                  |
|  | I858H-920                               | 25lbs 11kg     | 55Ft.          |                            |        |             |                  |
| <b>Ice Bin</b>   | BLIB-300S                               | N/A            | 75lbs 34kg     | N/A                        | N/A    | N/A         | 320lbs 145kg     |
|  | BLIB-500S                               |                | 93lbs 42kg     |                            |        |             | 460lbs 208kg     |
|  | BLIB-950S                               |                | 210lbs 95.25kg |                            |        |             | 800lbs 363kg     |

\* BLBI-950S will be changed to BLIB-800S



**BLIB-300S**




**BLIB-500S**

48 3/8"  
1229mm




**BLMI-1400R**

Unit & Legs  
36"  
914mm



**BRC-1300**

48 1/4"  
1226mm



**BLIB-950S**

ICE MACHINE

# COUNTER TOP ICE MACHINE

- Digital self-diagnostic system
- Units produce nugget crescent ice cubes
- Stainless steel cabinets
- Stainless steel evaporator
- Removable air filter
- Energy star rated models
- Produces up to 283 LB



|   | Model      | Ice Production<br>Air/ Water Temp<br>70°/50°F | Weight         | AMP / Voltage |
|---|------------|---|----------------|---------------|
| <b>Counter Top Ice &amp; Water Dispenser</b>  | BLDN-280A  | 283lbs<br>128kg                               | 125lbs<br>57kg | 14A 115V 60HZ |
| <b>Equipment stand for use with BLDN-280A</b> | BLDS-16-32 | N/A   | 67lbs<br>30kg  | N/A           |

*Blueair by*  
**BLUENIX**

**BLUELAA**

GET YOUR PROJECT DONE. WE HAVE INVENTORY!



223 W. Rosecrans Ave  
Gardena, CA 90248  
T: 310.808.0102

7025 Amwiler Industrial Drive  
Suite A Atlanta, GA 30360  
T: 470.625.0182

9 W. Shelton Terrace #A  
Hillside, NJ 07205  
T: 908.688.0970